

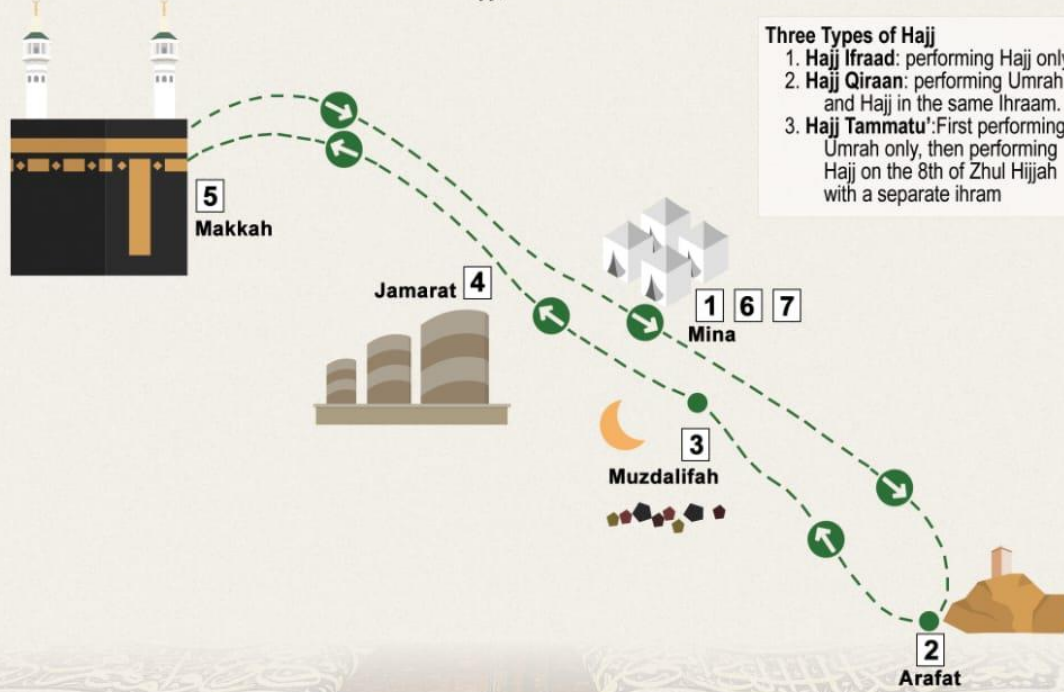
Hajj and Umrah Made Easy

SBNY
Shariah Board New York



THE SACRED JOURNEY

WHAT IT TAKES TO COMPLETE HAJJ, THE HOLY PILGRIMAGE OF ISLAM



Three Types of Hajj

1. **Hajj Ifraad:** performing Hajj only
2. **Hajj Qiraan:** performing Umrah and Hajj in the same Ihraam.
3. **Hajj Tammatu':** First performing Umrah only, then performing Hajj on the 8th of Zul Hijjah with a separate ihram



Importance of Hajj in Islam

وَلِلَّهِ عَلَى النَّاسِ حِجُّ الْبَيْتِ مَنِ اسْتَطَاعَ إِلَيْهِ سَبِيلًا وَمَنْ كَفَرَ فَإِنَّ اللَّهَ غَنِيٌّ عَنِ الْعَالَمِينَ

“Hajj is a duty man owes to Allah - upon those who can afford the journey. And whoever refuses to obey, then indeed Allah stands not in need of His creation.” (3:97)

What do the Haajis Receive?

1. Forgiveness

من حج لله فلم يرفث ولم يفسق رجع كيوم ولدته أمه (متفق عليه)

Rasulullah ﷺ said:

“Whoever performs Hajj for the sake of pleasing Allah and therein utters no word of evil, nor commits any evil deed; shall return from it as free from sin as the day on which his mother gave birth to him.” (Agreed Upon)

Hajj eliminates All Sins Before it

وإن الحج يهدم ما كان قبله (إبن خزيمة ورواه مسلم أطول)

“Hajj eliminates all sins committed before the Hajj.” (Muslim)

There is No Reward Except Jannah

2. Paradise

الحج المبرور ليس له جزاء إلا الجنة (متفق عليه)

“Verily there shall be no reward for a righteous Hajj except Paradise.” (Agreed Upon)

The Massive Rewards For Any Action

قيل وما حسنات الحرم قال: كل حسنة بمائة ألف حسنة
(الحاكم)

“It was asked: What is the reward at the Haram (Sacred Sanctuary)? He ﷺ said: Every good deed is granted the reward of one hundred thousand good deeds.” (Hakim)

No Worry of Financial Loss

- Expenses Covered

عن جابر رفعه: ما أضر الحاج قط، قيل لجابر: ما الأعمار؟ قال:
ما إفتقر
(الطبراني)

Jabir reports: A haaji never becomes poor and destitute.
(al-Tabarani)

The Blessed Day of Arafah

"مَا مِنْ يَوْمٍ أَكْثَرَ مِنْ أَنْ يُعْتَقَ اللَّهُ فِيهِ عَبْدًا مِنَ النَّارِ مِنْ يَوْمِ عَرَفَةَ وَإِنَّهُ لَيَدْنُو ثُمَّ يُبَاهِي بِهِمُ الْمَلَائِكَةَ فَيَقُولُ مَا أَرَادَ هَؤُلَاءِ" (مسلم)

“There is no day in which Allah sets free more souls from the Hellfire than on the day of Arafah. And on that day Allah draws near to the Earth and by way of boasting remarks to the Angels: ‘What is the desire of these servants of mine?’” (Muslim)

Caution: DO NOT DELAY HAJJ

- To delay Hajj while one has the ability to do so has been sternly warned against in Hadith

People will beg to return

عَنْ ابْنِ عَبَّاسٍ، رَضِيَ اللَّهُ عَنْهُمَا قَالَ مَنْ كَانَ لَهُ مَالٌ يُبْلِغُهُ حَجَّ بَيْتِ رَبِّهِ أَوْ تَجِبُ عَلَيْهِ فِيهِ الزَّكَاةُ فَلَمْ يَفْعَلْ سَأَلَ الرَّجْعَةَ عِنْدَ الْمَوْتِ

“Whoever has enough wealth to perform Hajj and does not do so, or enough so that Zakat becomes obligatory on him, he shall surely at the time of death beg to be sent back to the world.” (Kanz)

Perform Hajj ASAP

من أراد الحاج فليتعجل (أبو داود)

Whoever desires to perform Hajj, should hasten toward performing it. (Abu Dawud)

Talbiyah:

لَبَّيْكَ اللَّهُمَّ لَبَّيْكَ لَبَّيْكَ لَا شَرِيكَ لَكَ لَبَّيْكَ
إِنَّ الْحَمْدَ وَالنِّعْمَةَ لَكَ وَالْمُلْكَ لَا شَرِيكَ لَكَ

The most important dua of Hajj is the *Talbiyah*. Recite it as much as possible until beginning the stoning on 10 Zhul Hijjah. Men should recite it aloud.

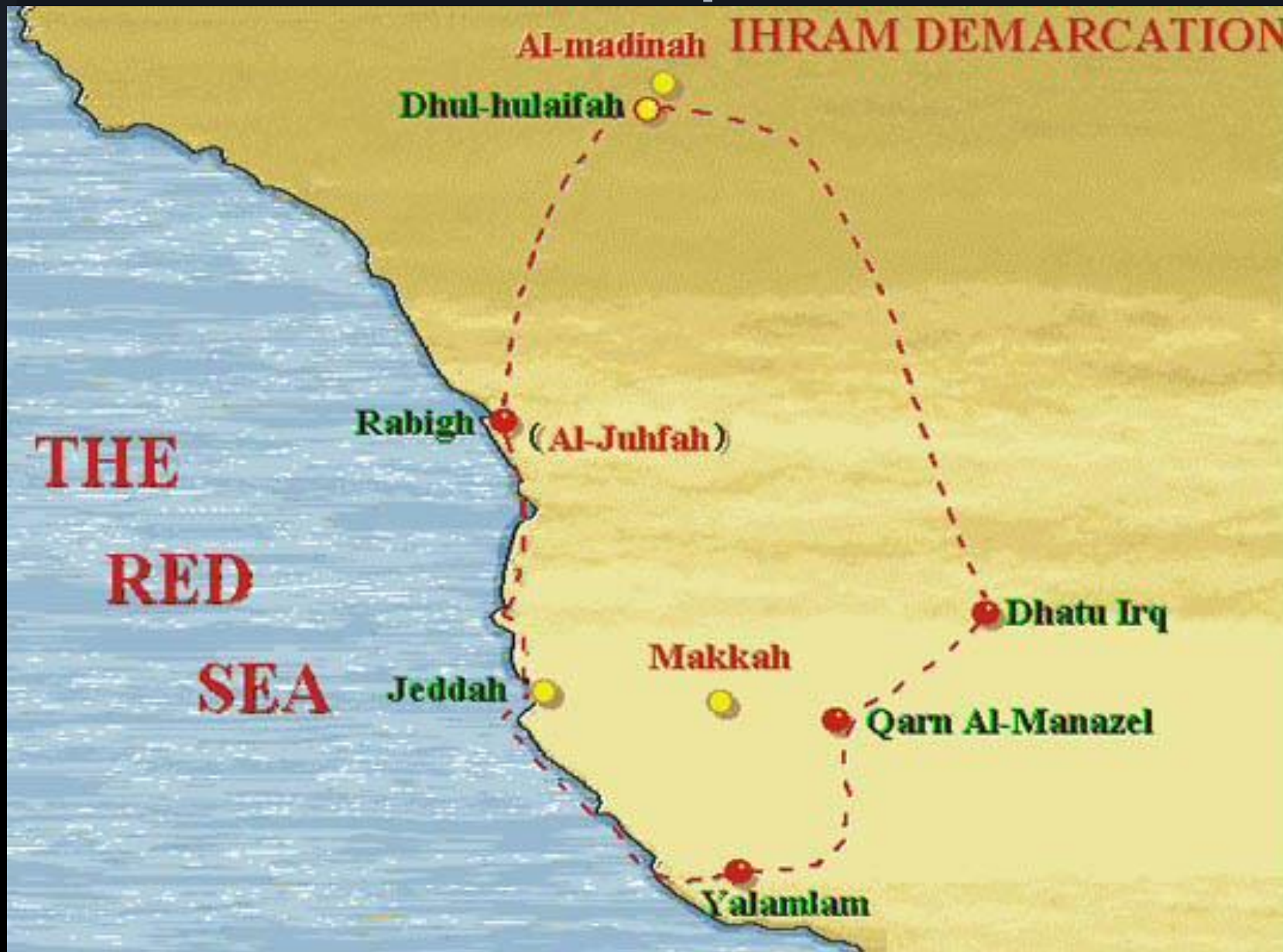
Umrah

- ‘Umrah is a *sunnah mu’akkadah* (emphasized *sunnah*) once in a lifetime.
- Umrah is necessary for those performing Tamattu’ or Qiran Hajj

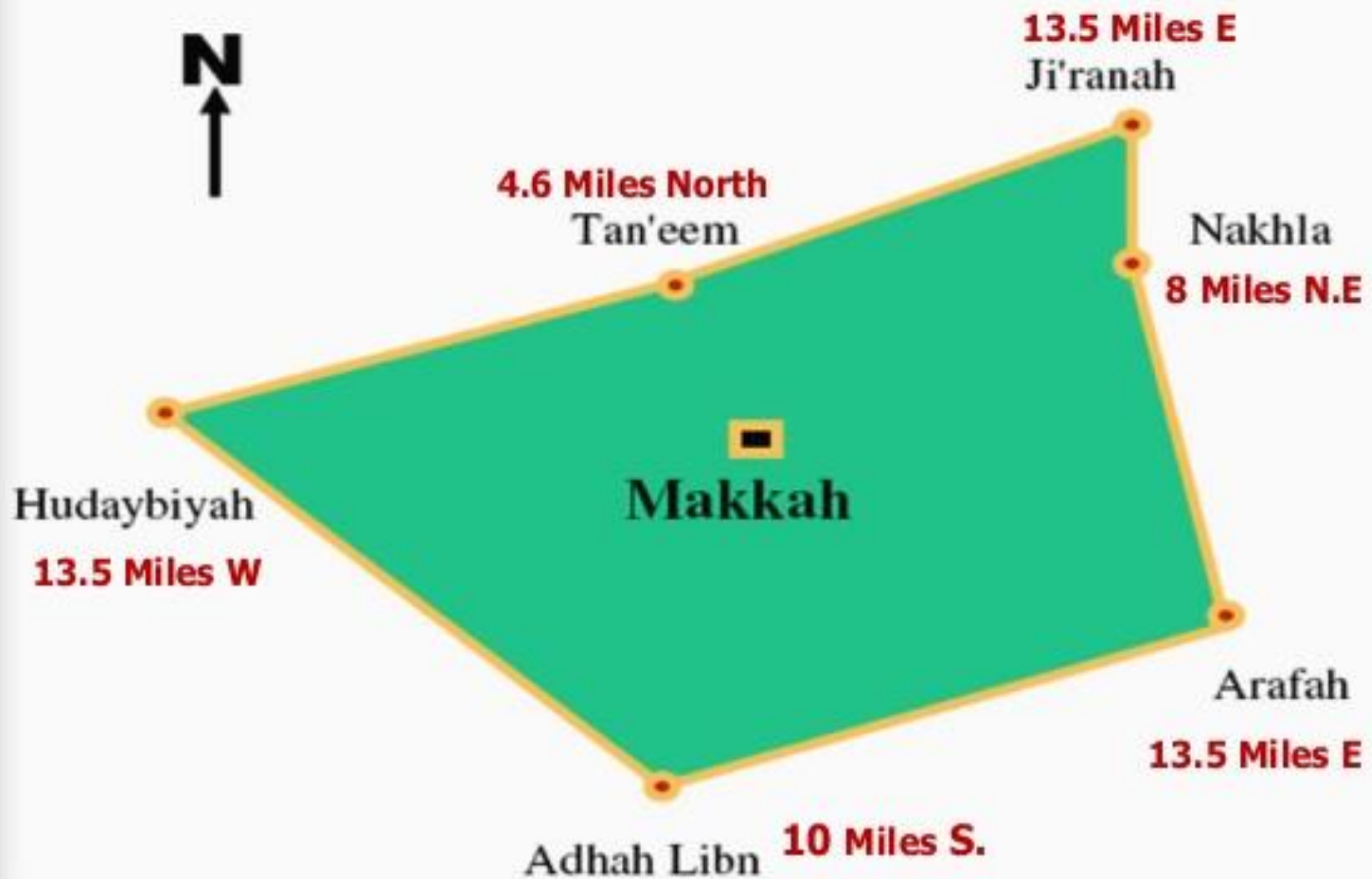
HOW TO PERFORM 'UMRAH

1. Put on *Ihraam* from outside the boundary of the *Meeqaat*, pray two rakat *sunnah* of *Ihraam*, make the intention, and say *Talbiyah*.
2. Perform *Tawaaf* (circling around the Ka'bah).
3. Perform *sa'ee* between Safa and Marwah.
4. Shave or trim the hair. Shaving is better.


Meeqat



Limits of Haram of Makka



How to Perform Tawaaf



How to Perform Tawaaf

- Begin at Hajr Aswad by facing it and raising the hands up to the earlobes and read the dua:

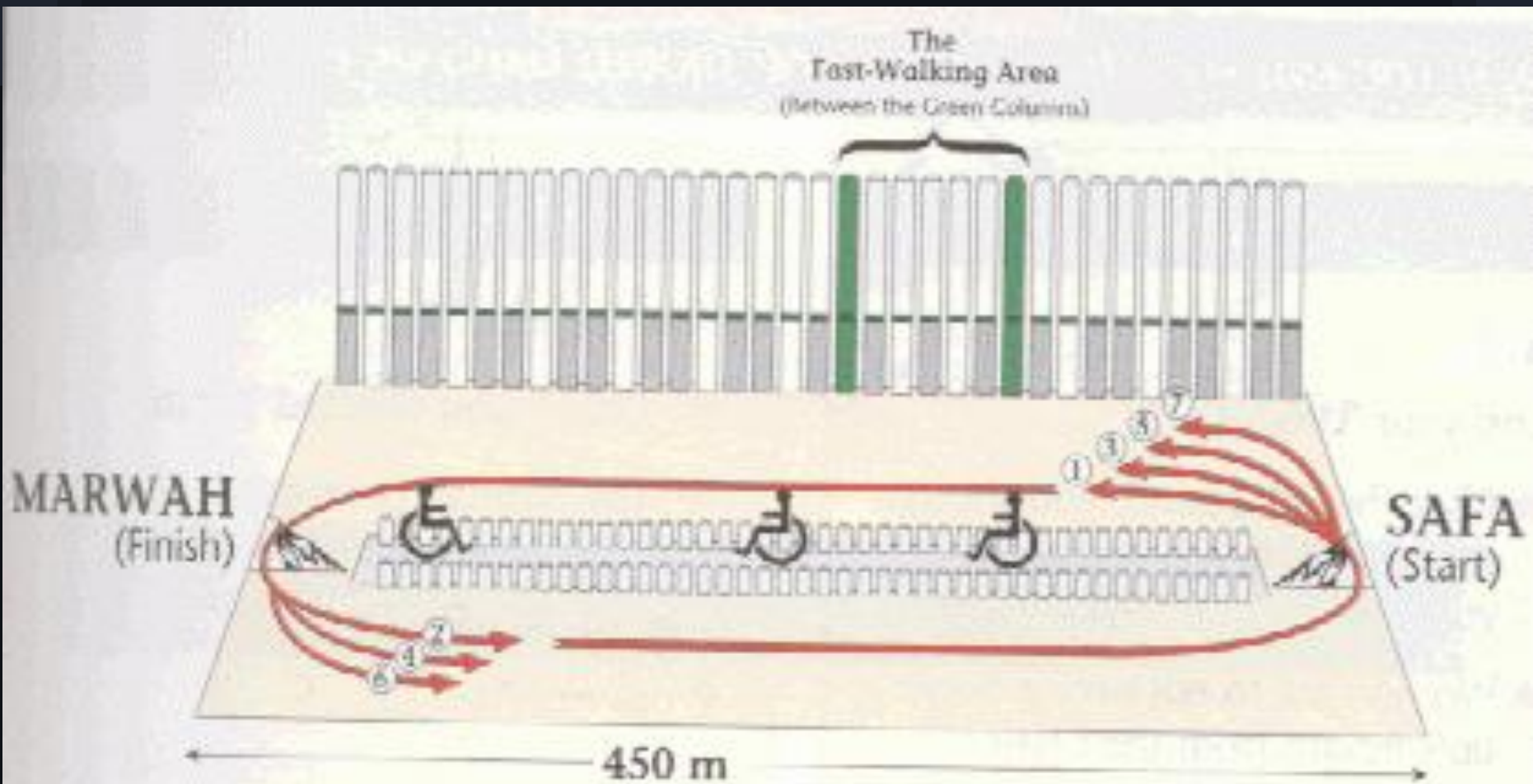
بِسْمِ اللَّهِ اللَّهُ أَكْبَرُ لَا إِلَهَ إِلَّا اللَّهُ وَ لِلَّهِ الْحَمْدُ

- Go towards the right until you reach Hajr Aswad again; this is one circle. Perform this seven times.
- Then go toward Maqam Ibrahim while reciting:

وَاتَّخِذُوا مِنْ مَّقَامِ إِبْرَاهِيمَ مُصَلًّى

- Pray two rakat behind Maqam Ibrahim (regardless of how far behind) or anywhere in the Masjid.

How to Perform Sa'ee



The Sa'ee Area is approximately 1/2 km each round.
The total 7 rounds is less than 3.5 km



How to Perform Sa'ee

- After praying at Maqam Ibrahim, go toward Safa while reciting:

إِنَّ الصَّفَا وَالْمَرْوَةَ مِنْ شَعَائِرِ اللَّهِ

- Begin walking from Safa toward Marwah. **FOR MEN ONLY:** When reaching the “Green Lights”, fasten the pace of walking until you reach the end of the “Green Lights”.
[NOT FOR WOMEN]

- Once you reach Marwah, you have completed one round. Thereafter, perform the same actions from Marwah to Safa; this is the second round. Complete seven rounds similarly.

The Do's

MUST BE DONE

Fardh

- *Ihraam*
- *Wuqoof* (stopping) at 'Arafah after *Zawaal* (noon) on 9 Zhul Hijjah
- *Tawaaf az-Ziyaarah* (circling the Ka'bah)

WARNING: Leaving one of these out will
INVALIDATE Hajj!

The Do's MUST BE DONE

1. *Wuqoof* at Muzdalifah from Fajr on 10 Zhul Hijjah
2. *Sa'ee* (walking) between Safa and Marwah
3. Stoning the *Jamarat*
4. *Tawaaf Al-Widaa'* (before returning home) for on who resides outside of the *Haram* (sacred area)
5. Shaving or trimming the head hair
6. Putting on *Ihraam* from the boundary of the MEEQAAT

WARNING: One who leaves out a **Wajib** from among those listed above **MUST** give a **DUM** (sacrifice an animal) as **PENALTY** for it. This penalty will make the hajj valid but only repentance will wash away the sin of missing out the **Wajib** act. *(Please speak to a proper 'Alim about your individual situations)*

The Do's MUST BE DONE

7. Remaining at 'Arafah until Maghrib (on the 9 Zhul Hijjah)
8. Performing *Tawaaf* by foot (for one who is able)
9. Performing *Tawaaf* while in the state of Wudu
10. Covering the 'Awrah (private parts) while performing *Tawaaf*
11. Performing *Sa'ee* by foot (for one who is able)
12. Slaughtering an animal for one performing Qiran or Tamattu' Hajj
13. Maintaining the order between stoning, then slaughtering and then shaving the hair

The Do's MUST BE DONE

14. Performing *Tawaaf az-Ziyaarah* within one of the Days of *Nahr* (10 - 12 Zhul Hijjah) unless there is a valid excuse (like *hayd*)
15. Performing *Tawaaf* outside of the *Hateem*
16. Performing *Tawaaf* before *Sa'ee*
17. Shaving/trimming within one the Days of *Nahr* (10 - 12 Zhul Hijjah) and within the boundaries of the *Haram*
18. Performing each *Ramyi* (stoning) in its respective day, do not delay it
19. Shaving/trimming the head hair after slaughtering for one performing *Qiran* or *Tamattu'* Hajj
20. Do not leave *Arafah* before the *Ameer* of Hajj
21. Performing *Qurbaani* before shaving/trimming
22. Performing *Qurbaani* within one the Days of *Nahr* (10 - 12 Zhul Hijjah)

WARNING:

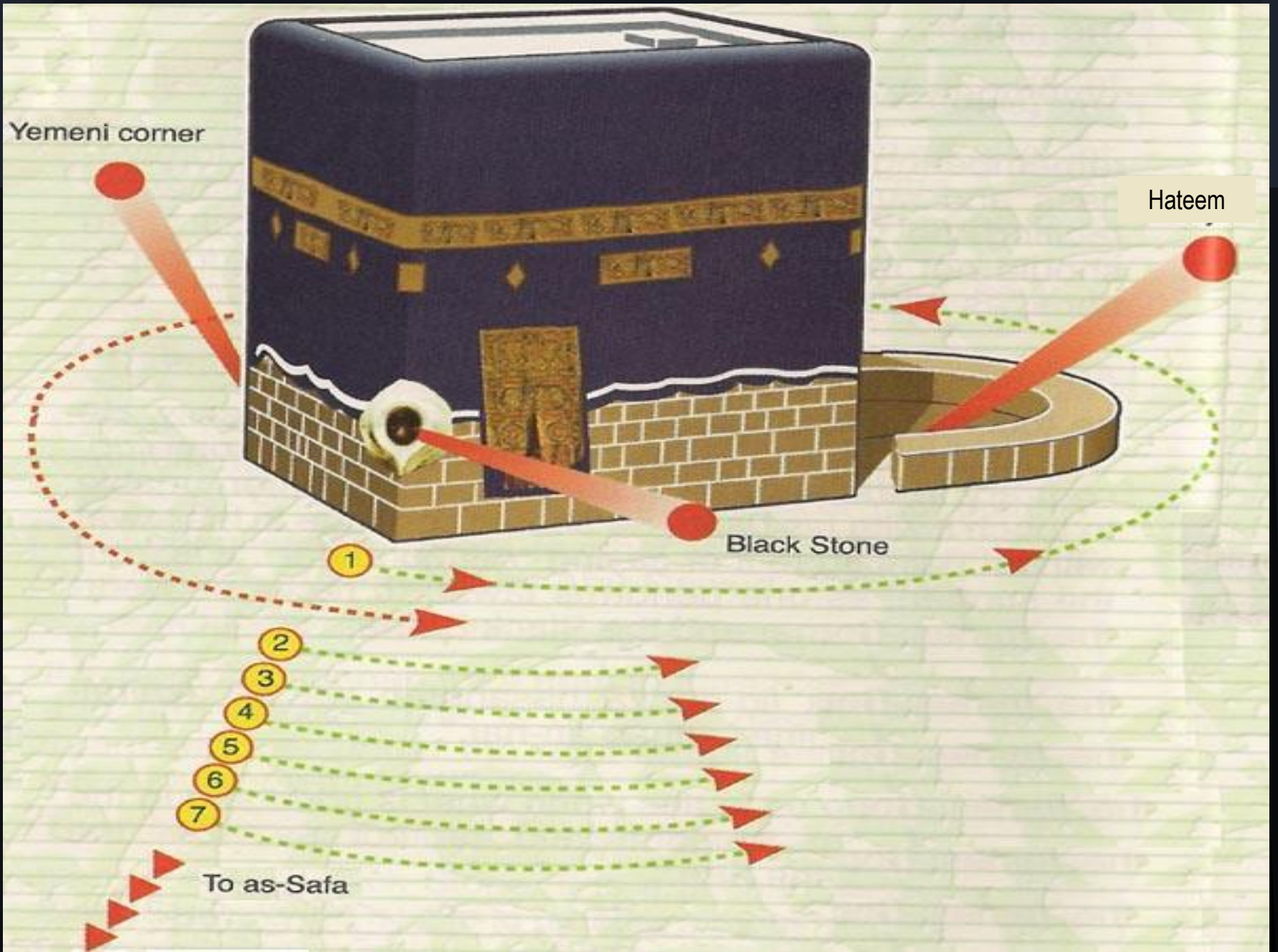
● One who leaves out a Wajib from among those listed above **MUST** give a sacrifice of an animal as **PENALTY** for it. This penalty will make the hajj valid but only repentance will wash away the sin of missing out the Wajib act. *(Please speak to a proper 'Alim about your individual situations)*

Yemeni corner

Hateem

Black Stone

To as-Safa



The Do's MUST BE DONE (WAAJIB)

1. Praying Maghrib and Isha together at Muzdalifah in the time of Isha
2. Two rak'aat salah (namaz) after *Tawaaf*
3. Beginning *Sa'ee* from Mount Safa
4. Beginning *Tawaaf* from Hajr al-Aswad

WARNING:

● One who leaves out a Wajib from among those listed above **MUST** give a sacrifice of an animal as **PENALTY** for it. This penalty will make the hajj valid but only repentance will wash away the sin of missing out the Wajib act. *(Please speak to a proper 'Alim about your individual situations)*

The Do's

SHOULD BE DONE (Masnoon)

- *Tawaaf al-Qudoom* (when first reaching Makkah Mukarramah)
- *Raml and Idtibaa'* (particular way of performing *Tawaaf*) in those *Tawaaf* in which one intends to do *Sa'ee* afterwards
- Going to Mina on 8 Zhul Hijjah and spending that night there
- Leaving Mina after sunrise on 9 Zhul Hijjah to go to Arafah
- Spending the night of 10 Zhul Hijjah at Muzdalifah
- Performing Ghusl at 'Arafah
- Spending the nights of 11/12 Zhul Hijjah at Mina

NOTE: Leaving one these out DOES NOT INVALIDATE Hajj, however they should be performed to receive the FULL REWARD for Hajj.

The Don'ts

Note: These are the prohibitions while in the state of *Ihraam*.

1. Wearing sewn clothing which matches the shape of the body part it covers (for men)
2. Covering the head (for men)
3. Covering the face

Note: This means no cloth may touch the face.

Women must continue to practice Hijab (purdah) by veiling the face without allowing any cloth to touch it as the women of the Sahabah used to do.

The Don'ts

1. Using scents/perfume/soap on the body, clothes or bedding
2. Shaving or trimming the hair on any part of the body
3. Cutting the nails
4. Hunting or indicating toward the prey
5. Intercourse and its related actions such as kissing and touching with desire
6. Wearing any footwear that covers the central bone of the upper part of the feet.
(for men)

The Don'ts



WARNING

- **DOING ANY OF THESE PROHIBITED ACTS IN THE STATE OF IHRAM WILL REQUIRE A PENALTY**
- Fighting and Arguing will not require a penalty, but they may prevent the Hajj from being accepted and will decrease the reward of Hajj

5 Days of Hajj

DAY 1 (8th Zul Hijjah) - at Mina

DAY 2 (9th Zul Hijjah) - at Arafah

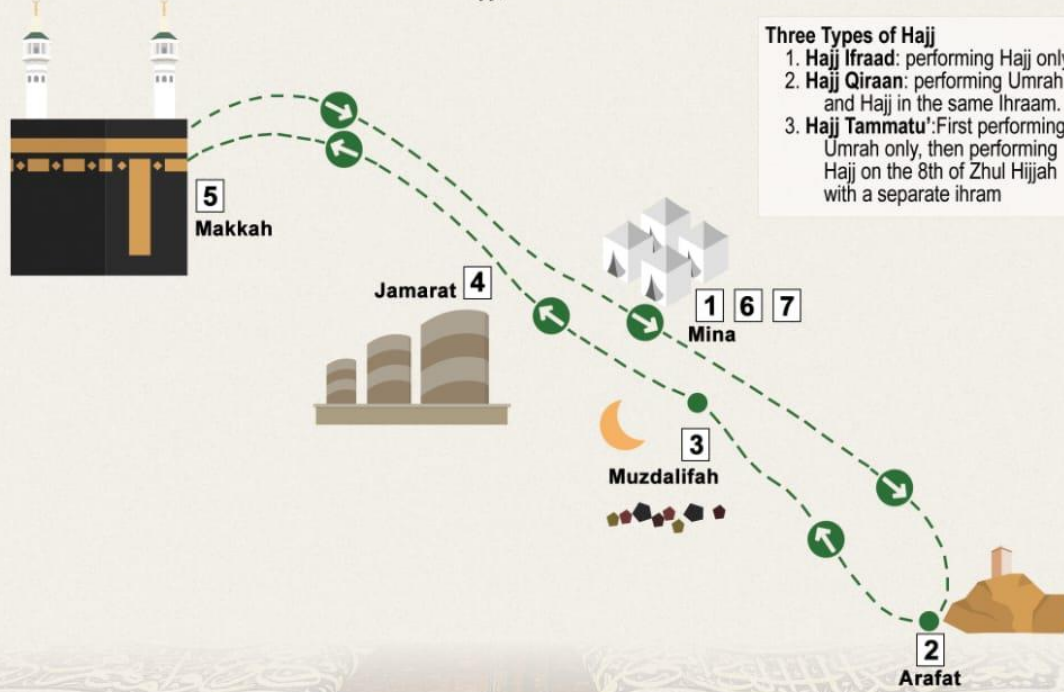
DAY 3 (10th Zul Hijjah) - at Muzdalifah/Mina/
Masjid al-Haram

DAY 4 (11th Zul Hijjah) - at Mina

Day 5 (12th Zul Hijjah) - at Mina

THE SACRED JOURNEY

WHAT IT TAKES TO COMPLETE HAJJ, THE HOLY PILGRIMAGE OF ISLAM



Three Types of Hajj

1. **Hajj Ifraad:** performing Hajj only
2. **Hajj Qiraan:** performing Umrah and Hajj in the same Ihraam.
3. **Hajj Tammatu':** First performing Umrah only, then performing Hajj on the 8th of Zul Hijjah with a separate ihram



Talbiyah:

لَبَّيْكَ اللَّهُمَّ لَبَّيْكَ لَبَّيْكَ لَا شَرِيكَ لَكَ لَبَّيْكَ
إِنَّ الْحَمْدَ وَالنِّعْمَةَ لَكَ وَالْمُلْكَ لَا شَرِيكَ لَكَ

The most important dua of Hajj is the *Talbiyah*. Recite it as much as possible until beginning the stoning on 10 Zhul Hijjah. Men should recite it aloud.

DAY 1 - YAWM at-TARWIYAH(8th ZULHIJJAH)



DAY 1 -

YAWM at-TARWIYAH(8th ZULHIJJAH)

- Put on *Ihraam*, pray two rakat *sunnah* of *Ihraam*, make the intention of Hajj, and say *Talbiyah*.
- Go to Mina after sunrise and perform five salat there: Zhuhr, 'Asr, Maghrib, 'Ishaa, and Fajr (of the next day)

DAY 2 - YAWM al-ARAFAH (9th ZULHIJJAH)



DAY 2 - YAWM al-ARAFAH (9th ZULHIJJAH)

●Go to Arafah after sunrise and remain there until sunset. Pray Zhuhr and Asr at Arafah. Remain busy with recitation of the Quran, zhikr, du'aa, etc.

Read this dua excessively:

لَا إِلَهَ إِلَّا اللَّهُ وَحْدَهُ لَا شَرِيكَ لَهُ لَهُ الْمُلْكُ وَلَهُ الْحَمْدُ وَهُوَ عَلَى كُلِّ شَيْءٍ قَدِيرٌ

DAY 2 - YAWM al-ARAFAH (9th ZULHIJJAH)

- Immediately AFTER sunset, go to Muzdalifah and perform Maghrib and 'Ishaa TOGETHER IN THE TIME OF 'ISHAA. Spend the night at Muzdalifah. Take 49 pebbles from Muzdalifah to use for the stoning of *Jamaraat* on the following three days.

The Night before YAUM an-NAHR (10th Zul Hijjah) - at Muzdalifah



DAY 3 - YAWM an-NAHR (10th ZUL HIJJAH) - Back to Mina



YAUM an-NAHR (10th Zul Hijjah)

- After praying Fajr at Muzdalifah, proceed to Mina.
- Four important actions on this day:
 1. Stone ONLY *Jamaratul 'Aqabah* (the big pillar)
 2. Then, slaughter an animal
 3. Then, shave or trim the hair AFTER one is CONFIRMED his animal is slaughtered. Shaving is better.
 4. Then, perform *Tawaaf az-Ziyaarah* and *sa'ee* between Safa and Marwah.

**DAY 3 - YAWM an-NAHR
(10th ZUL HIJJAH) - at Mina**

QURBANEE

then

HALAQ (SHAVING) / QASR (TRIMMING)

FINISHES MOST of IHRAM RULES

**IHRAM CAN NOW BE REMOVED
(however no spousal relations until Tawaf al-Ziyarah)**

DAY 4/5 - AYAAM an-NAHR (11/12 ZUL HIJJAH) at Mina



DAY 4/5 - AYAAM an-NAHR (11/12 ZUL HIJJAH) - at Mina

- Stone all three *Jamaraat* AFTER ZAWWAL (beginning of Zhuhr time) but BEFORE SUNSET.
- Spend the night at Mina.

DUAS TO USE DURING HAJJ

- At each position of Hajj and 'Umrah, dua is accepted by Allah (swt). Praise Allah, send blessings upon Rasoolullah (s) and make as much dua as possible at each place and position, ex: at Muzdalifah, at Mina, on Safa, on Marwah, during *Tawaaf*, during *Sa'ee*, etc.

DUAS TO USE DURING HAJJ

- Intention for Hajj:

اللَّهُمَّ إِنِّي أُرِيدُ الْحَجَّ فَيَسِّرْهُ لِي وَتَقَبَّلْ مِنِّي

“O Allah I intend to perform Hajj, so make it easy for me and accept it from me”

Note: Intention does not have to be made in Arabic.

DUAS TO USE DURING HAJJ

- Upon entering Masjid al-Haram in Makkah:

بِسْمِ اللَّهِ وَالصَّلَاةِ وَالسَّلَامِ عَلَى رَسُولِ اللَّهِ
رَبِّ اغْفِرْ لِي ذُنُوبِي وَافْتَحْ لِي أَبْوَابَ رَحْمَتِكَ

- Upon sighting the Ka'bah:

اللَّهُ أَكْبَرُ لَا إِلَهَ إِلَّا اللَّهُ

- When beginning *Tawaaf*:

بِسْمِ اللَّهِ اللَّهُ أَكْبَرُ لَا إِلَهَ إِلَّا اللَّهُ وَلِلَّهِ الْحَمْدُ

DUAS TO USE DURING HAJJ

- During *Tawaaf*:

سُبْحَانَ اللَّهِ وَالْحَمْدُ لِلَّهِ لَا إِلَهَ إِلَّا اللَّهُ اللَّهُ أَكْبَرُ
وَلَا حَوْلَ وَلَا قُوَّةَ إِلَّا بِاللَّهِ الْعَلِيِّ الْعَظِيمِ

- Between Rukn al-Yamani and Hajr Aswad:

رَبَّنَا آتِنَا فِي الدُّنْيَا حَسَنَةً وَفِي الْآخِرَةِ حَسَنَةً وَقِنَا عَذَابَ النَّارِ وَأَدْخِلْنَا الْجَنَّةَ مَعَ
الْأَبْرَارِ يَا عَزِيزُ يَا غَفَّارُ يَا رَبَّ الْعَالَمِينَ

- While going toward Maqam Ibrahim:

وَاتَّخِذُوا مِنْ مَّقَامِ إِبْرَاهِيمَ مُصَلًّى

DUAS TO USE DURING HAJJ

- After drinking Zamzam:

اللَّهُمَّ إِنِّي أَسْأَلُكَ عِلْمًا نَافِعًا وَرِزْقًا وَاسِعًا وَشِفَاءً مِّنْ كُلِّ دَاءٍ

- While going toward Safa:

إِنَّ الصَّفَا وَالْمَرْوَةَ مِن شَعَائِرِ اللَّهِ

DUAS TO USE DURING HAJJ

● During Sa'ee:

لَا إِلَهَ إِلَّا اللَّهُ وَحْدَهُ لَا شَرِيكَ لَهُ لَهُ الْمُلْكُ وَلَهُ الْحَمْدُ يُحْيِي وَيُمِيتُ وَهُوَ
عَلَى كُلِّ شَيْءٍ قَدِيرٌ لَا إِلَهَ إِلَّا اللَّهُ وَحْدَهُ أَنْجَزَ وَعَدَهُ وَنَصَرَ عَبْدَهُ وَهَزَمَ
الْأَحْزَابَ وَحْدَهُ

● Between the “Green Lights” while performing Sa'ee:

رَبِّ اغْفِرْ وَارْحَمْ وَأَنْتَ الْأَعَزُّ الْأَكْرَمُ

DUAS TO USE DURING HAJJ

● During Sa'ee:

لَا إِلَهَ إِلَّا اللَّهُ وَحْدَهُ لَا شَرِيكَ لَهُ لَهُ الْمُلْكُ وَلَهُ الْحَمْدُ يُحْيِي وَيُمِيتُ وَهُوَ
عَلَى كُلِّ شَيْءٍ قَدِيرٌ لَا إِلَهَ إِلَّا اللَّهُ وَحْدَهُ أَنْجَزَ وَعَدَهُ وَنَصَرَ عَبْدَهُ وَهَزَمَ
الْأَحْزَابَ وَحْدَهُ

● Between the “Green Lights” while performing Sa'ee:


رَبِّ اغْفِرْ وَارْحَمْ وَأَنْتَ الْأَعَزُّ الْأَكْرَمُ

DUAS TO USE DURING HAJJ

- While stopping at 'Arafah:

لَا إِلَهَ إِلَّا اللَّهُ وَحْدَهُ لَا شَرِيكَ لَهُ لَهُ الْمُلْكُ وَلَهُ الْحَمْدُ وَهُوَ عَلَى كُلِّ شَيْءٍ
قَدِيرٌ

- For more duas for Hajj and all other purposes, see the famous book of duas, *al-Hisn l'Haseen*, by Imam al-Jazri, may Allah have mercy on him.












PHOTO: SHIVAM K. SHARMA

© 2015 by the author











Which Animals Can Be Used for Qurbani?

- Camel – male/female

- At least 5 years old
- Suffices 7 individuals

- Cow/bull

- At least 2 years old
- Suffices 7 individuals

- Sheep/goat – male/female

- At least 1 year
- Sheep can be 6 months if it looks 1 year old
- Suffices 1 individual

Is One Goat Enough for My Household?

عن جابر بن عبد الله، أنه قال: نحرنا مع رسول الله صلى الله عليه وسلم، عام الحديبية،
البدنة عن سبعة، والبقرة عن سبعة (موطا مالك)

Jabir ibn ‘Abdillah (RA) said: “In the year of Hudaibiyyah, we slaughtered with
Rasulullah (SAW) a camel on behalf of seven, and a cow on behalf of seven.”

عن أبي هريرة، أن رسول الله صلى الله عليه وسلم قال: **من كان له سعة، ولم يضح، فلا
يقربن مصلانا (ابن ماجه)**

Abu Hurayrah (RA) narrated that Rasulullah (SAW) said: “Whoever does not
sacrifice despite having the means should not approach our prayer space.”

When and How to do Qurbani

- Qurbani must be done after 'Eid Salah
- It is most virtuous to do Qurbani with one's own hands; sufficient if someone else does it
- At the time of slaughter, the individual on who's behalf Qurbani is being done must be specified by the one performing the slaughter

Please remember us in your duas at each and every place and position of Hajj.

For any questions related to Hajj, Umrah or any other issue of the Deen, please contact:

Shariah Board, New York
(718) 426-3454
info@shariahboardny.org